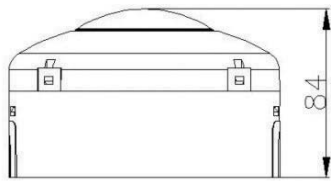
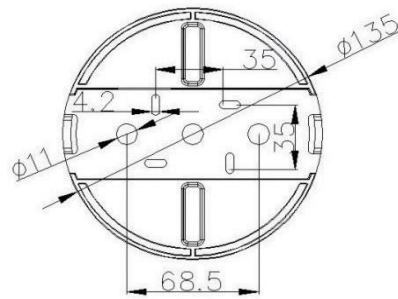


# IP 65 Housing for Microwave Motion Sensor

Model: HC-IP65





Model: HC-IP65



Mechanical structure (mm)

Putting the sensor inside the IP65 box, they are then safe and ready for independent installation. They are 2 colors of the box: transparent PC for daylight, and white PC when the daylight sensor is not intended to use.

	HC109S
	HC011D
	HC419V
	HC428V/RF RF Transmitter
	HC424RF RF Receiver, Dimming function



IP65 box



Stand-alone version  
microwave motion sensor

## Installation instructions

step1

Put motion sensor into the IP housing and click the cover on

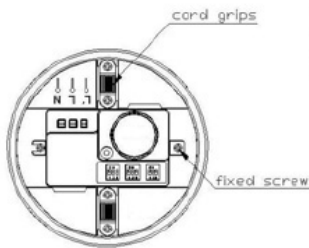


Fig 1.1

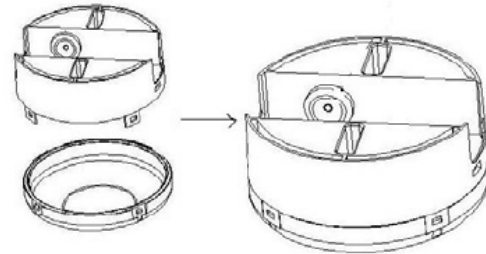


Fig 1.2

step2

Mounting bracket (Three options):

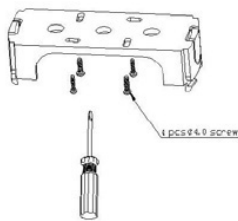


Fig 2.1

Option 1: Mount bracket to flat surface with screws

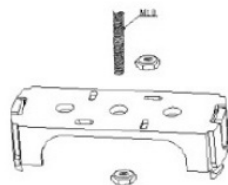


Fig 2.2

Option 2: Mount bracket to ceiling pole with nut

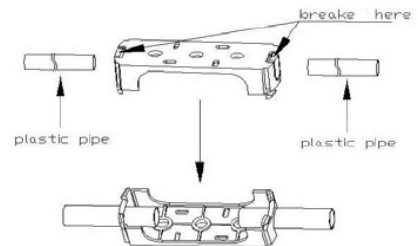


Fig 2.3

Option 3: Put pipe through the bracket hole

step3

Mount the bracket to the cover

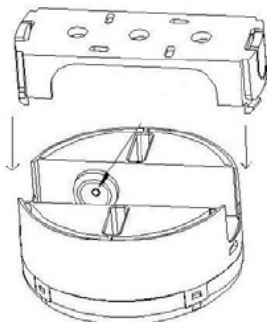


Fig 3.1

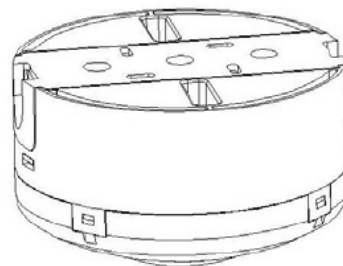


Fig 3.2